

LinkedIn Learning (previously Lynda.com)

LinkedIn Learning

LYNDA.COM TO BE REPLACED BY LINKEDIN LEARNING

[April 2019]

Over the past three years, the School of Nursing in partnership with the Carey Business School has enjoyed Lynda.com as a training and skills enhancement resource. We are pleased to announce that the institution recently signed a multi-year contract with LinkedIn Learning. LinkedIn acquired Lynda.com a year ago.

Most LinkedIn Learning features will seem familiar to Lynda.com users with new and exclusive features to LinkedIn Learning.

- The same high-quality Lynda.com content including instruction on the use of the latest software such as Microsoft Office, Adobe Creative Suite, SPSS, and much more
- The service also covers tips on project management, people management, business writing and other topics
- The experience is now even more engaging and social
- More relevant recommendations informed by insights from the LinkedIn network of 546M+ professionals
- An enhanced user experience - new and intuitive interface, LinkedIn Learning is designed to make it easier to find relevant content
- Intelligent search - easier search and courses browsing with pre-populated popular search terms

While LinkedIn Learning is already accessible using JHED credentials with the link below, Lynda.com will remain available until the end of May 2019.

<http://www.linkedin.com/learning/me?u=2106537>

(Please do not bookmark. This link is temporary. A permanent JHU url will be published soon and made available on the myJHU portal.)

Please, refer to the sections below to ensure a smooth transition from Lynda.com to LinkedIn Learning.

LYNDA.COM ACCESS REMAINS UNTIL MAY 31, 2019

Lynda.com access remains available with a JHED ID and password until May 31, 2019:

- Direct access [via this link](#)
- Go to [Lynda.com](#), click **sign in** at the top right. Under **sign in through your organization or school**, enter "[nursing.jhu.edu](#)"
- Mobile users: download the **Lynda.com** app for Android, iOS, and Windows 8.1 mobile. Use the same "[nursing.jhu.edu](#)" keyword.

If you have any problems logging in, please contact SON-HelpDesk@jhu.edu.

Please remember that access to Lynda.com is only available to the School of Nursing students, staff and faculty.

TRANSITIONING FROM LYNDA.COM TO LINKEDIN LEARNING

While LinkedIn Learning offers many improvements over Lynda.com, you need to be aware that your Lynda.com course history and certificates will not migrate to LinkedIn Learning. We highly recommend you follow the steps below to save your Lynda.com history:

CERTIFICATES

You can save all your certificates as pdf files as well as post them (if you wish) to your LinkedIn profile.

The screenshot displays the Lynda.com website interface. At the top, there is a search bar and a user profile icon labeled 'Hi F'. A dropdown menu is open, showing options like 'My Profile', 'Playlists', 'History', 'My Goals', 'Recommended', 'Certificates', 'Bookmarks', and 'Log out'. A blue arrow labeled '1.' points to the user profile icon, and another blue arrow labeled '2.' points to the 'Certificates' option in the dropdown menu. Below the menu, the 'Certificates Of Completion' section is visible, showing a table with columns for 'certificates of completion' and 'completed'. The table contains two rows of certificate information, each with a thumbnail image and a 'completed' status.

results 1-2 of 2

| certificates of completion | completed | view/print | Share |
|----------------------------|-----------|------------|-----------|
| [Certificate thumbnail] | [Blurred] | [Blurred] | [Blurred] |
| [Certificate thumbnail] | [Blurred] | view/print | Share |

Select View to save as pdf

view/print Share

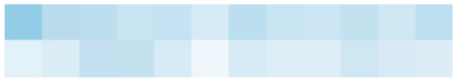
Select Share to post to LinkedIn Profile

Save as PDF

Close Window

Click to save as pdf file

Certificate of Completion



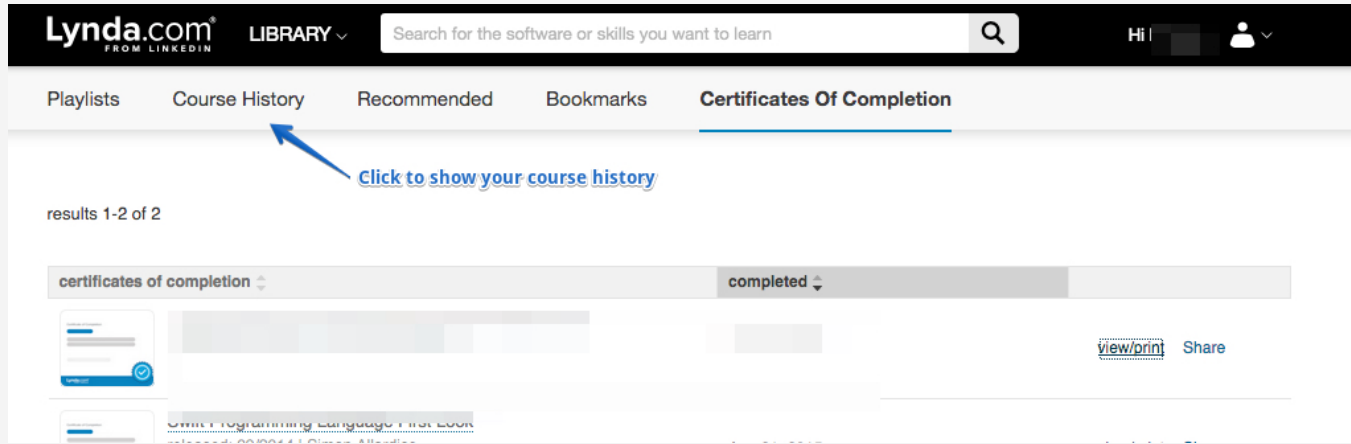
L [Blurred]
([Blurred])

Updated: [Blurred] • [Blurred] • 1h 44m

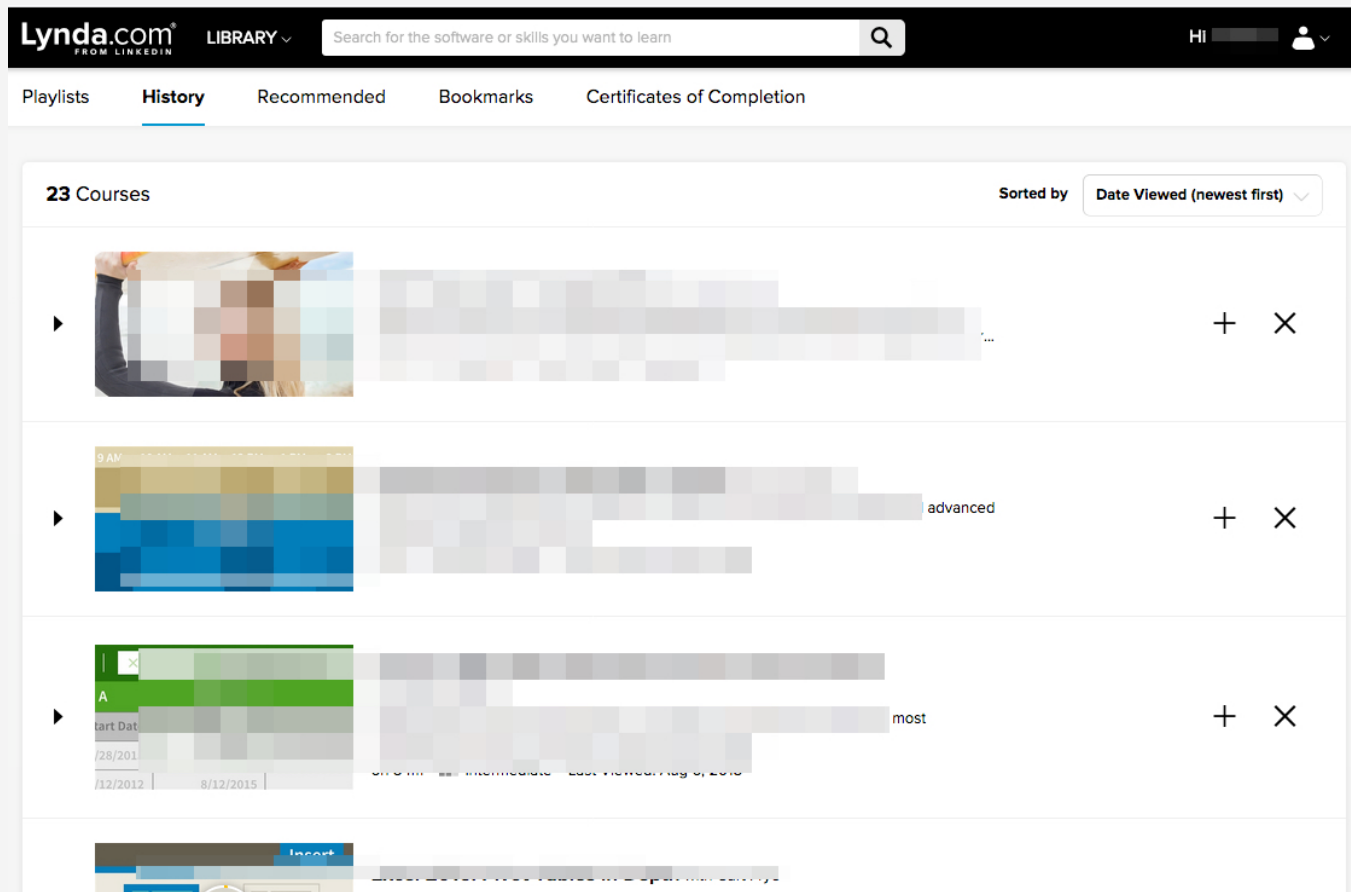
Certificate No: C [Blurred] 3B



You can display all the courses you have started or completed in Lynda.com and print the list to help you find and watch the same or newer video in LinkedIn Learning.

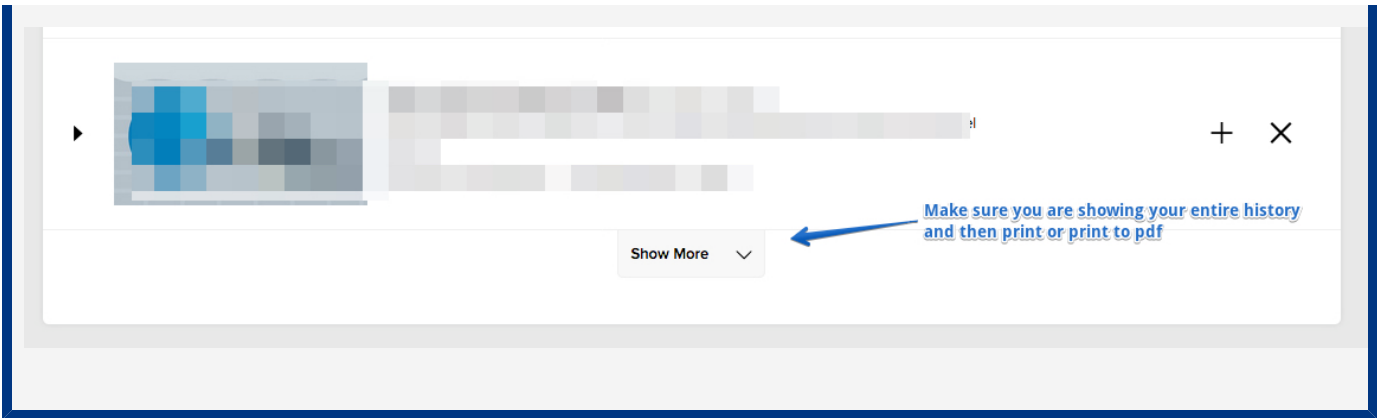


This screenshot shows the 'Certificates of Completion' section of the Lynda.com interface. At the top, there is a navigation bar with the Lynda.com logo, a search bar, and a user profile icon. Below the navigation bar, there are tabs for 'Playlists', 'Course History', 'Recommended', 'Bookmarks', and 'Certificates Of Completion'. A blue arrow points to the 'Course History' tab with the text 'Click to show your course history'. The main content area shows 'results 1-2 of 2' and a list of certificates. The first certificate is partially visible, showing a course title and a 'completed' status. There are 'view/print' and 'Share' links next to each certificate.



This screenshot shows the 'History' section of the Lynda.com interface. At the top, there is a navigation bar with the Lynda.com logo, a search bar, and a user profile icon. Below the navigation bar, there are tabs for 'Playlists', 'History', 'Recommended', 'Bookmarks', and 'Certificates of Completion'. The main content area shows '23 Courses' and a 'Sorted by' dropdown menu set to 'Date Viewed (newest first)'. The list of courses is displayed in a table-like format with columns for course images, titles, and actions. The first three courses are visible, each with a play button icon, a title, and '+' and 'x' icons. The first course is 'Advanced JavaScript for Professionals', the second is 'Advanced JavaScript for Professionals', and the third is 'Advanced JavaScript for Professionals'. The fourth course is partially visible at the bottom.

Make you are showing the entire history before printing on paper or to pdf



Make sure you are showing your entire history and then print or print to pdf

Show More ▾